FarmTogether

Daybreak Organic Pear & Apple Orchard

Portfolio Example - Crowdfunded Offering

Chelan County, WA

FarmTogether Media Kit

*Proprietary & Confidential

About FarmTogether

- Investment firm providing investors with creative capital solutions in real assets.
- Portfolio comprised of both permanent cropland and row cropland in prime growing regions across the United States; specialization in high-value permanent crops, a highly complex market with significant upside potential.
- Top-tier operations & infrastructure: built to manage investors and properties at scale.
- Strong portfolio performance across multiple dimensions despite macroeconomic headwinds.

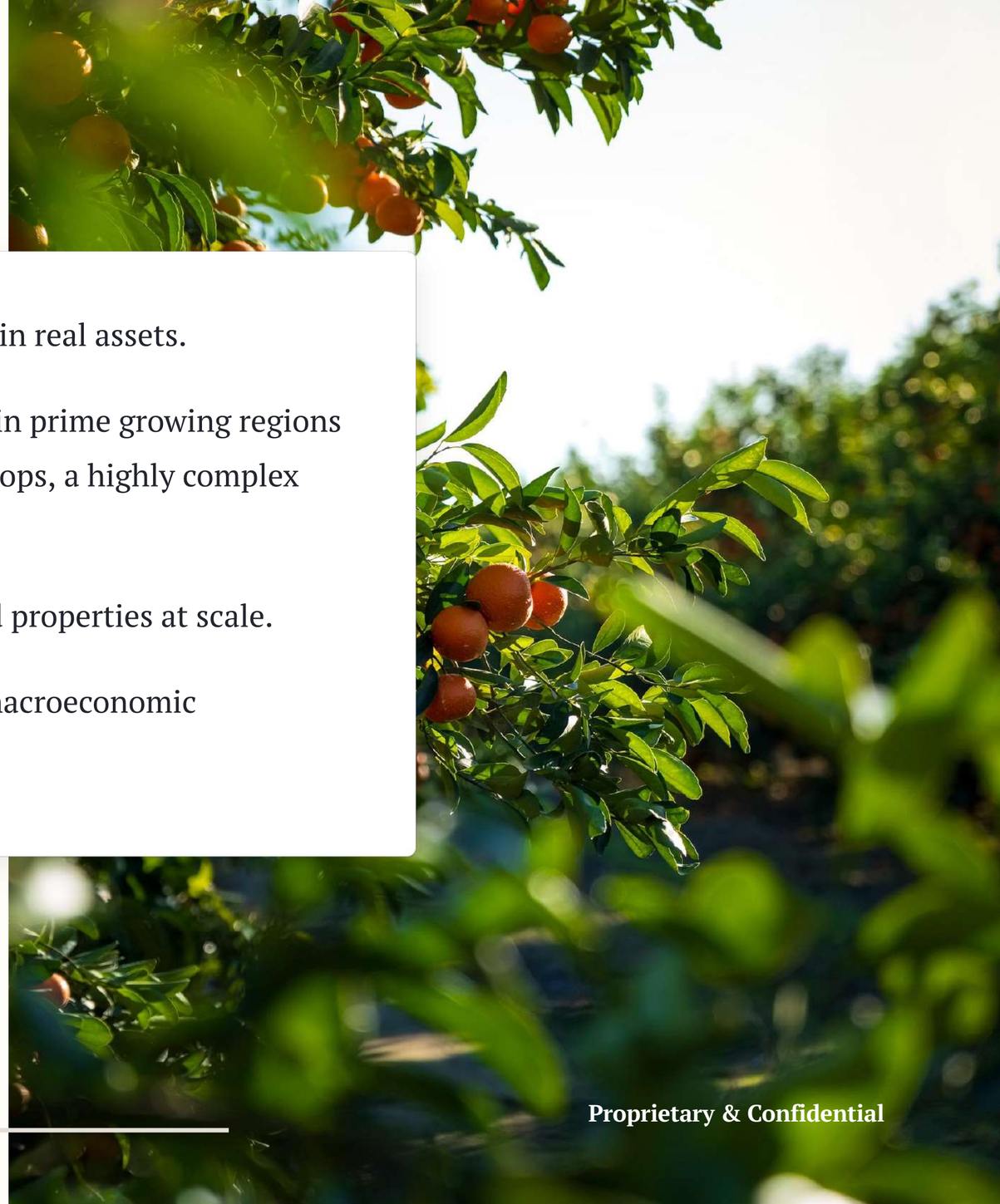

FarmTogether Track Record - Total Portfolio Across All Products

Cumulative AUM (in millions of $)

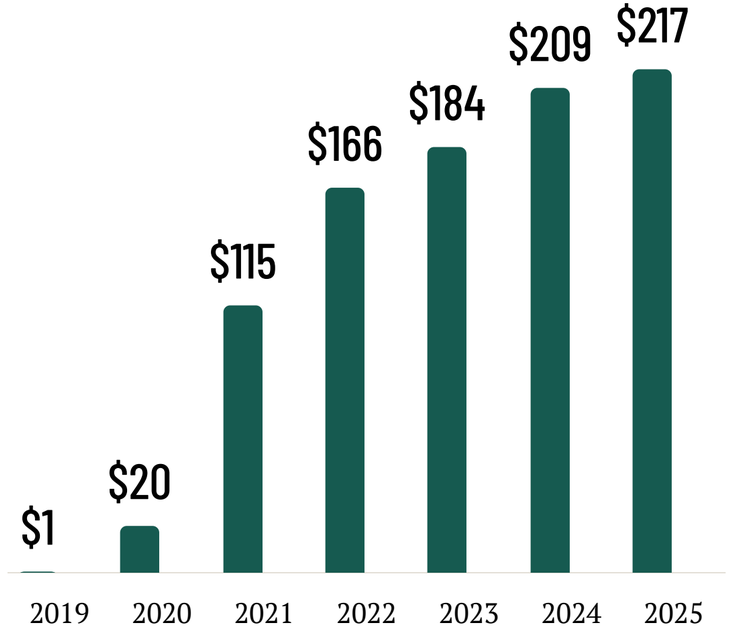

2017
Founded

51
Current Managed Deals

$217M+
AUM[1]

Farm Locations by State & Crops

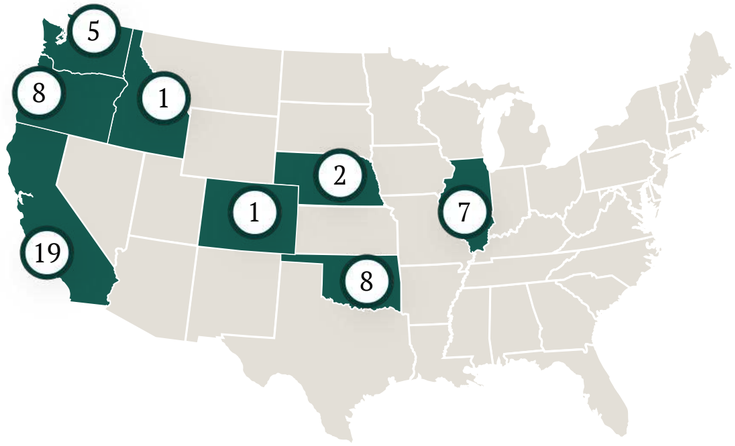

Almonds | Hazelnuts | Pecans | Pistachios | Grapefruit

Lemons | Mandarins | Oranges | Apples | Pears | Wine Grapes

Alfalfa | Corn | Soybeans | Wheat

As of March 2026

1 AUM (Assets Under Management): Total Project Size of deals closed that are under the management and discretion of FarmTogether Management L.L.C., plus assets managed through a sub-advisory agreement with a 3rd party investment manager (< 10% of total AUM). Total project size is the aggregate total secured debt and equity funded for a Project.

Proprietary & Confidential

Leadership

Extensive Experience in Farmland Investing, Agriculture, and Tech Demonstrated by $2.1B+ of Collective Capital Deployed[1]

Executive Leadership Team

David Gould
CEO

Gretchen Montague
Head of Farm Management

Sara Wensley
Head of Marketing

Sheryl Morse
Head of Accounting

Investment & Asset Management Team

Gretchen Montague
Head of Farm Management

Sheryl Morse
Head of Accounting

Mason Ballek
Senior Associate, Investments

David Miller
Senior Farm Manager

Bryan David
Senior Associate, Investments

Jay Girotto
Row Crop Sourcing Partner[2]

1 Collective capital deployed includes capital invested prior to employment at FarmTogether.

2 Jay Girotto is an outside advisor; not employed by FarmTogether.

Data-Driven, Tech-Enabled Sourcing and Due Diligence Allow Us to Acquire High-Quality Farmland for Our Investors

$84B+

Total Dollar Value of Farmland Reviewed

35,000+

Number of Opportunities Assessed

51

Current Managed Deals*

*Total Portfolio of Closed Bespoke, Crowdfunding & Fund Deals, Excluding Sold Deals.

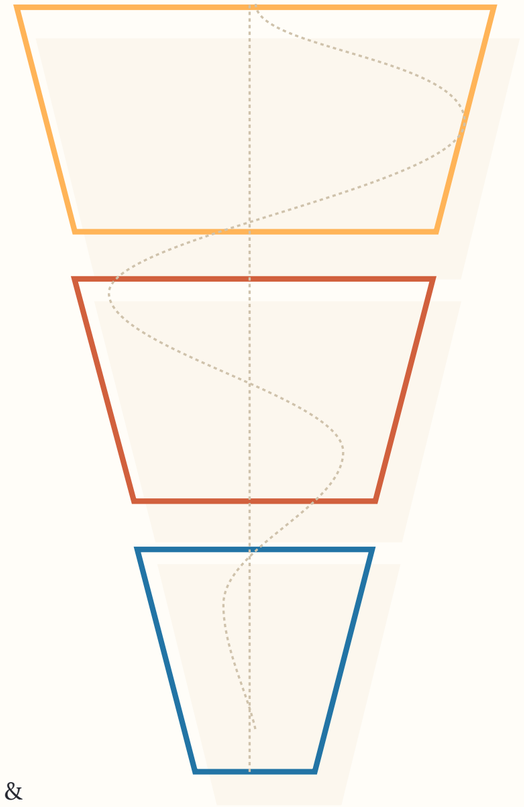

Decades of experience at some of the largest and most innovative institutional funds in the world.

Rigorous 105-point due diligence checklist and conservative underwriting.

Less than 1% of all deals that enter our pipeline are eventually offered on our platform.

Proprietary & Confidential

FarmTogether Competitive Advantage

Off-Market Opportunities

Expertise and deep access to off-market opportunities in permanent crops, which may have limited data availability.

Specialized Expertise

Specialization in farms up to $25M acquisition value, which represent a total addressable market of $1.1T; these are farms that are often too large for private individuals and generally avoided by large managers.

Co-Location Value

Our proprietary technology, Terra, allows us to both automatically filter properties while utilizing clustering algorithms to build portfolios around existing properties – thereby building co-location value with operating partners.

For additional detail on FarmTogether's Investment Process & Philosophy , see: "Our Investment Process & Philosophy" (White Paper).

Golden Citrus Orchard

Portfolio Example - Crowdfunded Offering
Tulare County, CA

Proprietary & Confidential

FarmTogether Product Offering Matrix

	Crowdfunding Offerings	Sustainable Farmland Fund	Tenancy In Common Offerings	Sole Ownership Bespoke Offerings	Separately Managed Accounts
Minimum Investment	$15K	$50K	$500K	$3M	$20M
Client Asset Discretion	●	None	●	●	●
1031 Exchange Eligible	None	None	●	●	●
Typical Hold Period	8-12 years	2-year lock-up period	8-12 years	Custom	Custom
Return Profile[2]	6-13% Target Net IRR; 2-9% Target Cash Yield	8-10% Target Net IRR, 4-6% Target Annual Net Distribution	6-13% Target Net IRR; 2-9% Target Cash Yield	Sole discretion of investor	Sole discretion of investor

1 Returns and distributions are not guaranteed and are projections based on FarmTogether's internal financial modeling. Projected return ranges shown are net of all fees and expenses.

*Proprietary & Confidential

Sustainability at FarmTogether

FarmTogether is a member of **Leading Harvest**, an innovative nonprofit organization and industry leader in sustainability. The Leading Harvest Farmland Management Standard identifies sustainable farming practices, which require awareness and appropriate use of regional agricultural best management practices to advance sustainable agriculture.

Sustainability is an integral part of our investment and management processes. FarmTogether's agricultural operations have been certified as in conformance with the Leading Harvest Farmland Management Standard via a rigorous process that includes on-site auditing.

For additional detail, see: "The Investment Case for Farmland as a Sustainable Real Asset" (White Paper).

Sierra Foothills Pistachio Orchard

FarmTogether Portfolio - CA

Proprietary & Confidential

Key Sustainability Metrics

FarmTogether manages 6.9K+ acres across 8 different states and 15 different crops.

100% Managed in accordance with the Leading Harvest Farmland Management Standard.

100% California farms enrolled or being enrolled in energy efficiency programs.

100% Incorporating one or more principles of regenerative agriculture.

8% Certified organic or transitioning to organic.

100% Utilizing Precision Agriculture.

100% Vineyards certified under Lodi rules.

For additional detail, refer to FarmTogether's Regenerative Agriculture Scorecard.

Vista Luna Organic Vineyard

Regenerative Agriculture (Managed Grazing) in practice at the property.

Proprietary & Confidential

FarmTogether

Pioneer Corn & Soy Farm

Rock County, NE

An Overview of Farmland

Proprietary & Confidential

CNBC

" Here is why the ultra-wealthy like Bill Gates are investing in U.S. farmland. "

BARRON'S

"Farmland Is an Inflation Hedge. How to Invest."

FORTUNE

" Billionaires are doubling down on a surprising investment - and you can access it, too. "

npr

" Big-money investors gear up for a trillion dollar bet on farmland. "

Bloomberg

"Farmland Draws Investor Interest With Inflation Running Hot."

Knights Landing Almond Orchard

Portfolio Example - Crowdfunded Offering

Sutter County, CA

Proprietary & Confidential

Farmland Asset Class - Highlights

- Attractive Risk-Adjusted Returns
- Defensive Asset: Resilient and Low Volatility
- Dual Inflation Hedge through Income & Appreciation
- Uncorrelated with Traditional Asset Classes
- Favorable Trends in US Farmland

For additional detail, see: "Introduction to Farmland Investing" (White Paper).



Great Valley Citrus Grove

Portfolio Example - Crowdfunded Offering
Tulare County, CA

Proprietary & Confidential

Farmland Has a Historically Superior Risk-Return Profile

Compared to Traditional & Alternative US Asset Classes (1992-2025)

	Farmland	Equities	US Bonds	Real Estate	US REITs	Gold	Timberland
Avg. Annual Return	**9.84%**	10.73%	4.51%	7.53%	9.10%	7.66%	8.54%
Volatility	**6.94%**	17.36%	5.39%	7.93%	18.56%	17.55%	8.31%
Correlation to CPI	**0.10**	-0.32	-0.38	0.08	-0.21	-0.08	0.36

Data are based on annual total returns from January 1, 1992 through December 31, 2025.

Sources: Privately Held U.S. Farmland - NCREIF Farmland Index; Stocks - S&P 500 Total Return Index; Bonds - Bloomberg Barclays U.S. Aggregate Index; Privately Held U.S. Commercial Real Estate - NCREIF Real Estate Index; Publicly Traded U.S. REITs - FTSE Nareit U.S. Real Estate Index; Privately Held U.S. Timberland - NCREIF Timberland Index; Gold - LBMA Precious Metal Prices. Indexes are unmanaged and unavailable for direct investment.

Proprietary & Confidential

Farmland Can Boost Portfolio Performance

Leading Risk-Reward Profile (1992 - 2025)



Data are based on annual total returns from January 1, 1992 through December 31, 2025.

Sources: Privately Held U.S. Farmland - NCREIF Farmland Index; Stocks - S&P 500 Total Return Index; Bonds - Bloomberg Barclays U.S. Aggregate Index; Privately Held U.S. Commercial Real Estate - NCREIF Real Estate Index; Publicly Traded U.S. REITs - FTSE Nareit U.S. Real Estate Index; Privately Held U.S. Timberland - NCREIF Timberland Index; Gold - LBMA Precious Metal Prices. Indexes are unmanaged and unavailable for direct investment.

Farmland Can Help Reduce Portfolio Risk

Correlation Among Different Assets from 1992 - 2025

	Farmland	US Stocks	US Bonds	Real Estate	REITs	Gold	Timberland
Farmland	1.00						
US Stocks	-0.12	1.00					
US Bonds	-0.11	0.17	1.00				
Private Real Estate	0.47	0.09	-0.05	1.00			
REITs	0.02	0.48	0.27	0.18	1.00		
Gold	-0.20	0.02	0.13	-0.21	0.02	1.00	
Timberland	0.33	0.04	-0.03	0.07	-0.06	-0.25	1.00

Proprietary & Confidential

Farmland Has Delivered Strong Performance During Periods of Economic Turmoil and Market Volatility

Investment Growth of $1,000 (1992-2025)

For additional detail, see: "Is Farmland A Good Investment In A Recession" (White Paper) and "Farmland: A Historically Stable Asset During Uncertain Times" (Study).

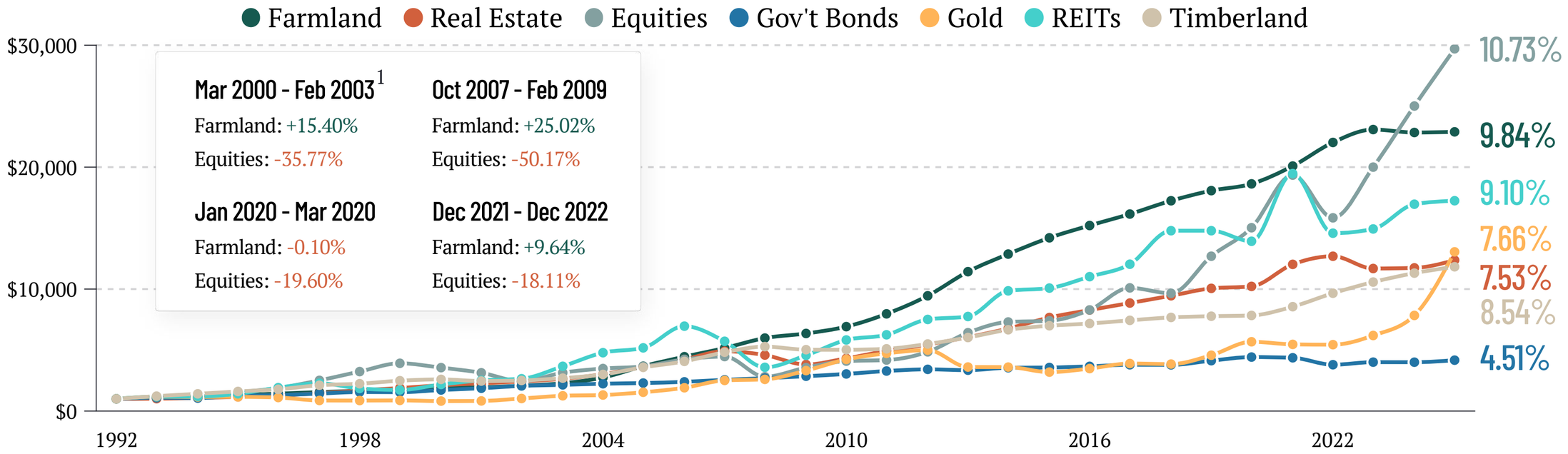

1 The highlighted date ranges reflect farmland and equities' performance during periods in US history commonly recognized as times of economic turmoil.

Data are based on annual total returns from January 1, 1992 through December 31, 2025. Sources: Privately Held U.S. Farmland - NCREIF Farmland Index; Stocks - S&P 500 Total Return Index; Bonds - Bloomberg Barclays U.S. Aggregate Index; Privately Held U.S. Commercial Real Estate - NCREIF Real Estate Index; Publicly Traded U.S. REITs - FTSE Nareit U.S. Real Estate Index; Privately Held U.S. Timberland - NCREIF Timberland Index; Gold - LBMA Precious Metal Prices. Indexes are unmanaged and unavailable for direct investment.

Despite Strong, Well-Established Track Record, Farmland is a Vast & Untapped Asset Class

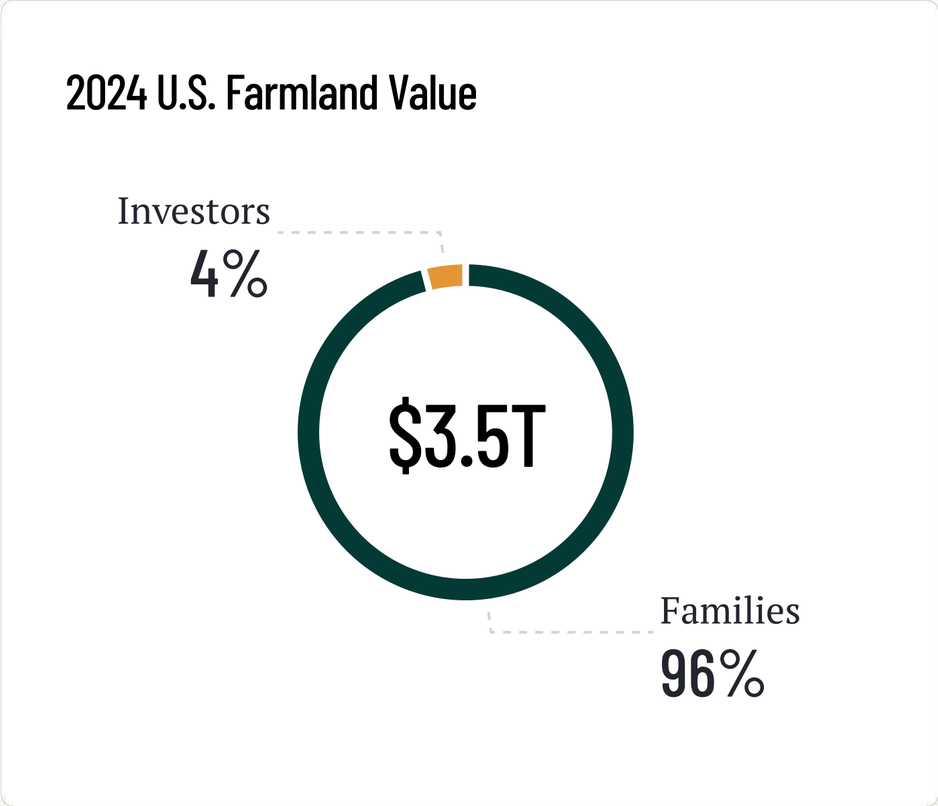

Families

- The average age of farm owners is about 60.
- Fragmented ownership: ~70% of farms are less than $25M in value.

Investors

- Less than 4% of farms are owned by institutional investors.
- Opaque and highly fragmented data sources impede investment.

Sources: U.S. Department of Agriculture (USDA); USDA Economic Research Service (ERS), *Land Use, Land Value & Tenure – Farmland Value* (latest available); USDA National Agricultural Statistics Service (NASS), *Land Values 2025 Summary* (August 2025); USDA ERS, *Farming and Farm Income* (2024 data, published 2025).

Proprietary & Confidential

Resources



FarmTogether

Visit Site

Resources

Download

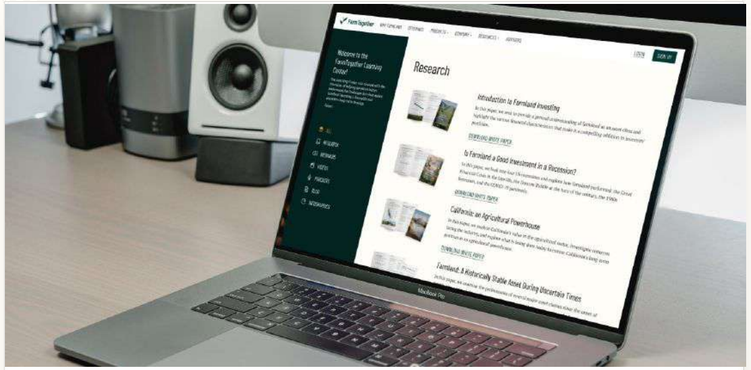

Learning Center

Visit Learning Center

Linkedin Twitter Instagram

Proprietary & Confidential

Media Contact

For more information, please contact:

Sara Wensley

Head of Marketing

sara@farmtogether.com

Andromeda Apple Orchard

Portfolio Example - Crowdfunded Offering

Grant County, WA

Proprietary & Confidential

Disclaimers

This presentation is not, and nothing in it should be construed as, an offer, invitation, or recommendation in respect of the securities, if any, of FarmTogether, Inc., any of its affiliates, or any investment vehicles managed by it or its affiliates, including the Sustainable Farmland Fund, (collectively, for purposes of these disclaimers the “Company”), or an offer, invitation or recommendation to sell, or a solicitation of an offer to buy, any of the Company’s securities, if any, in any jurisdiction. Neither this presentation nor anything in it shall form the basis of any contract or commitment. This presentation is not intended to be relied upon as advice to investors or potential investors. It does not take into account the investment objectives, financial situation, or needs of any investor. All investors should consider such factors and risks in consultation with a professional advisor of their choosing when deciding if an investment is appropriate.

The Company believes the information contained herein to be accurate. However, the Company has prepared this presentation based on information currently available to it, including information derived from public sources that have not been independently verified. No representation or warranty, express or implied, is provided in relation to the fairness, accuracy, correctness, completeness, or reliability of the information, opinions, or conclusions expressed herein.

Any financial information included in this presentation is preliminary, unaudited, and subject to revision upon completion of the Company's closing and audit processes. Any financial information is not a guarantee that similar results will be achieved in the future.

All forward-looking statements attributable to the Company or persons acting on its behalf apply only as of the date of this document and are expressly qualified in their entirety by the cautionary statements included herein. The financial projections are preliminary and subject to change; the Company undertakes no obligation to update or revise these forward-looking statements to reflect events or circumstances that arise after the date made or to reflect the occurrence of unanticipated events. Inevitably, some assumptions will not materialize, and unanticipated events and circumstances may affect the ultimate financial results. Projections are inherently subject to substantial and numerous uncertainties and a wide variety of significant business, economic and competitive risks. The assumptions underlying the projections may be inaccurate in any material respect. Therefore, the actual results achieved may vary significantly from the forecasts, and the variations may be material.

The information contained in this document is confidential, privileged, and only for the intended recipient's information and may not be used, published or redistributed without the prior written consent of the Company.

Proprietary & Confidential

Endnotes

- AUM (Assets Under Management): Total Project Size of deals closed that are under the management and discretion of FarmTogether Management L.L.C., plus assets managed through a sub-advisory agreement with a 3rd party investment manager (< 10% of total AUM). Total project size is the aggregate total secured debt and equity funded for a Project.
- Current Managed Deals: Current managed deals is defined as deals that have closed and are currently under the management and discretion of FarmTogether Management L.L.C.
- Average Annual Return: The average annual return for the respective asset class calculated as the geometric mean of the annual returns from 1992 - 2023.
- Volatility: The volatility of the annual returns for each respective asset class from 1992 - 2023.
- Sharpe Ratio: Measure of risk-adjusted return calculated by subtracting the risk-free rate from the specific asset's average annual return divided by its volatility.
- Correlation to CPI: Correlation of the respective asset class' annual returns and the Consumer Price Index Annual Average 12-Month Percent Change.

*Proprietary & Confidential